




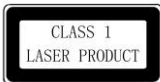























### 1.1 Symbols Explained

Symbol	Explanation	Symbol	Explanation
	Type B applied part		OFF (power, Scanner)
	Alternating current		ON (power, Scanner)
	The equipment should be disposed of according to local regulation for disposal of electronic equipments.		Class 1 laser product
	Protective earth (ground)		Refer to instruction manual/booklet
	Catalogue number		Serial number
	Manufacturer		Authorized representative in the European Community
	Date of manufacture		Medical Device
	Use-by date 使用期限		Unique device Identifier
	Crushing of hands		European union approval
	This Way Up		“OFF” for part of the equipment
	Fragile, handle with care		“ON” for part of the equipment
	DO NOT STACK		DO NOT ROLL
	Keep Dry		Temperature Limit
	Humidity Limitation		Atmospheric Pressure Limitation
<b>Rx ONLY</b>	Caution: Federal law prohibits dispensing without prescription.	<b>voltage selector</b>	The selector switch of input voltage, which can be toggled to adapt to the network supply voltage.